

TEMPERATURE CHAMBER

(-40°C ... +180°C)

TK-50 CKLT

TK-105 CKLT

TK-190 CKLT


TK-340 CKLT

TK-500 CKLT

TK-1000 CKLT

- Material temperature resistance and product testing
 - Maintaining superior temperature stability
 - Sample conditioning prior to other tests
 - Data loggers and sensors calibration
 - Temperature controlled test polygon
 - World class metrology performance
 - Accelerated ageing
 - Stress tests





Fan for internal air circulation with speed control

Controller with user friendly interface, advance settings options, RS-232, USB or Ethernet communication ports

2 level over temp. protection
 1. 5°C over set point heating disabled
 2. 10°C above max .tem mechanical shut off

Extensive heat insulation shield on all chamber sides and doors

All exterior in galvanized and powder coated steel RAL-7035

Parallel sealed with soft profile silicone seal to ensure perfect tightness

Fully stainless steel chamber with 3 side double wall for superior air distribution

Access port with both end plugs Ø40 as standard, Ø50 or Ø90 as accessory

Heated observation window with illumination 370x420mm (for TK-50 CKLT 305x300mm) (as accessory)

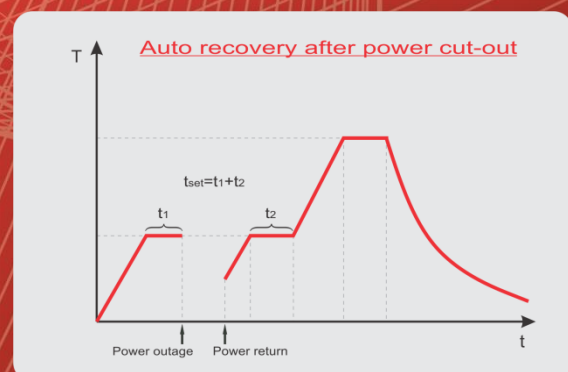
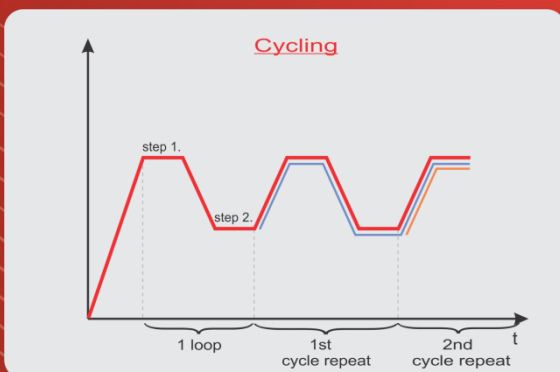
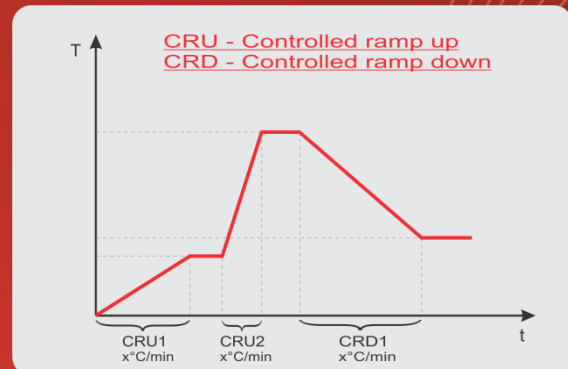
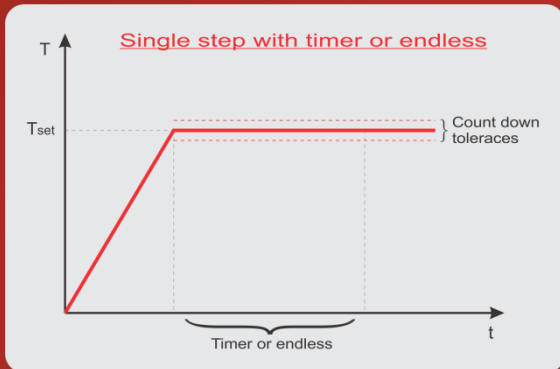
Height adjustable stainless steel wire shelves (1 wire shelf included, extra as accessory, also perforated shelves as accessory)

Heavy duty swivel wheels with brake for simple manipulation




Full 4 side maintenance access to ref. system

Heavy duty closing mechanism


Controller functions:



Technical data:

	TK-50 CKLT	TK-105 CKLT	TK-190 CKLT
			
External dimensions (WxHxD) in mm	570 x 1035 x 645	725 x 1560 x 845	834 x 1675 x 930
Internal dimensions (WxHxD) in mm	400 x 375 x 350	490 x 498 x 430	600 x 610 x 510
Volume (L)	~ 50	~ 105	~ 190
Temperature range (°C)	-40 ... +180	-40 ... +180	-40 ... +180
Heat up rate (°C/min) EN 60068-3-5	5,3	3,0	1,7
Cool down rate (°C/min) EN 60068-3-5	2,1	1,7	3,2
Temperature display resolution (°C)	0.1	0.1	0.1
Temperature set resolution (°C)	0.1	0.1	0.1
Temperature stability (°C)	±0,2°C @ -40°C ±0,05°C @ 50°C ±0,05°C @ 90°C ±0,1°C @ 180°C	±0,4°C @ -40°C ±0,08°C @ 50°C ±0,1°C @ 90°C ±0,1°C @ 180°C	±0,5°C @ -40°C ±0,08°C @ 50°C ±0,1°C @ 90°C ±0,1°C @ 180°C
Temperature uniformity (°C)	±2,2°C @ -40°C ±0,4°C @ 50°C ±0,4°C @ 90°C ±1,5°C @ 180°C	±1,5°C @ -40°C ±0,3°C @ 50°C ±0,3°C @ 90°C ±1,5°C @ 180°C	±1,5°C @ -40°C ±0,6°C @ 50°C ±0,4°C @ 90°C ±1,5°C @ 180°C
Temperature control	PID	PID	PID
Power supply	230V 50/60Hz	230V 50/60Hz	230V 50/60Hz
Wattage (W)	1700	2600	2600
Interface	RS 232 (USB or Ethernet as accessory)	RS 232 (USB or Ethernet as accessory)	RS 232 (USB or Ethernet as accessory)
Shelve	1 (max 6)	1 (max 6)	1 (max 8)
Shelve capacity (kg)	25	35	35
Max capacity (kg)	30	60	80
Access port (mm)	Ø 40 standard, (Ø 50, Ø 90 as accessory)	Ø 40 standard, (Ø 50, Ø 90 as accessory)	Ø 40 standard, (Ø 50, Ø 90 as accessory)
Noise (dBA) @ 1 m distance	58	58	60
Weight (kg)	125	238	278

Technical data:

	TK-340 CKLT	TK-500 CKLT	TK-1000 CKLT
			
External dimensions (WxHxD) in mm	835 x 1895 x 1115	1035 x 1810 x 1270	1235 x 1930 x 1495
Internal dimensions (WxHxD) in mm	600 x 830 x 685	800 x 800 x 800	1000 x 1000 x 1000
Volume (L)	~ 340	~ 500	~ 1000
Temperature range (°C)	-40 ... +180	-40 ... +180	-40 ... +180
Heat up rate (°C/min) EN 60068-3-5	2,4	3,0	3,0
Cool down rate (°C/min) EN 60068-3-5	2,1	1,2	1,8
Temperature display resolution (°C)	0.001	0.001	0.001
Temperature set resolution (°C)	0.1	0.1	0.1
Temperature stability (°C)	±0,5°C @ -40°C ±0,08°C @ 50°C ±0,1°C @ 90°C ±0,1°C @ 180°C	±0,5°C @ -40°C ±0,06°C @ 50°C ±0,1°C @ 90°C ±0,1°C @ 180°C	±0,5°C @ -40°C ±0,05°C @ 50°C ±0,1°C @ 90°C ±0,1°C @ 180°C
Temperature uniformity (°C)	±1,5°C @ -40°C ±0,34°C @ 50°C ±0,41°C @ 90°C ±1,5°C @ 180°C	±0,5°C @ -40°C ±0,3°C @ 50°C ±0,4°C @ 90°C ±1,0°C @ 180°C	±0,5°C @ -40°C ±0,4°C @ 50°C ±0,5°C @ 90°C ±1,0°C @ 180°C
Temperature control	PID	PID	PID
Power supply	230V 50/60Hz	3x400V 50/60Hz	3x400V 50/60Hz
Wattage (W)	2600	8000	9000
Interface	RS 232 (USB or Ethernet as accessory)	RS 232 (USB or Ethernet as accessory)	RS 232 (USB or Ethernet as accessory)
Shelve	1 (max 8)	1 (max 8)	1 (max 8)
Shelve capacity (kg)	35	50	50
Max capacity (kg)	100	150	200
Access port (mm)	Ø 40 standard, (Ø 50, Ø 90 as accessory)	Ø 40 standard, (Ø 50, Ø 90 as accessory)	Ø 40 standard, (Ø 50, Ø 90 as accessory)
Noise (dBA) @ 1 m distance	60	62	65
Weight (kg)	324	435	604

Ordering information and accessories:

Description	Part no.
Temperature chamber TK-50 CKLT	1760
Temperature chamber TK-105 CKLT	2510
Temperature chamber TK-190 CKLT	2513
Temperature chamber TK-340 CKLT	2516
Temperature chamber TK-500 CKLT	1746
Temperature chamber TK-1000 CKLT	2519
Shelve wire TK-50 CKLT	1766
Shelve wire TK-105 CKLT	951
Shelve wire TK-190 CKLT	953
Shelve wire TK-340 CKLT	956
Shelve wire TK-500 CKLT	958
Shelve wire TK-1000 CKLT	960
Shelve perforated TK-50 CKLT	1765
Shelve perforated TK-105 CKLT	1726
Shelve perforated TK-190 CKLT	1728
Shelve perforated TK-340 CKLT	957
Shelve perforated TK-500 CKLT	959
Shelve perforated TK-1000 CKLT	961
Access Port w. Plug Ø 40 mm right	2629
Access Port w. Plug Ø 50 mm right	608
Access Port w. Plug Ø 90 mm right	1731
Observation window with illumination 370x420mm (TK-105 CKLT, TK-190 CKLT, TK-340 CKLT, TK-500 CKLT, TK-1000 CKLT)	252
Observation window with illumination 305x300mm (TK-50 CKLT)	2637
Trolley for TK-50 CKLT	1764
USB interface	1466
Ethernet interface	1716
RedEye TK Tool (Software Monitoring & History)	1663
Password protection	1718
Evaluation report	1719

